

تم تحميل وعرض المادة من

موقع كتبي

المدرسية اونلاين



www.ktbby.com

موقع كتبي يعرض لكم الكتب الدراسية الطبعة الجديدة
وحلولها، توزيع مناهج، تحضير، أوراق عمل، عروض
بوربوينت، نماذج إختبارات بشكل مباشر PDF

جميع الحقوق محفوظة للقائمين على العمل

We Can 4
Elementary stage
5th Elementary Grade
Second Semester
Student's book
&
Workbook

Unit 1 Wild Animals

Talk Time

1 Listen and point.

Look! It's a baby monkey.

Monkeys are cute!

Where's the lion?

Look! It's an elephant.

Elephants are big!

It's here.

Where's the snake?

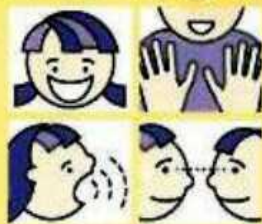
It's over there.

2 Practice the talks in pairs.

3 Act out the talks in pairs.



Remember the Big Four





Fun Time!

4 Find the Animal

Listen to the teacher and look for the animal.
Say the letter.

A 	B 	C 
D 	E 	F 
G 	H 	I 
J 	K 	L 
M 		

It's A.

I Can ...

- act out the talks about wild animals.
- tell friends the names of six wild animals using the animal chart.



Unit 1 Wild Animals

The answers:

Examples:

S1: Where's the kangaroo?

S 2: It's H.

S1: Where's the tiger?

S 2: It's B.

S1: Where's the hippo?

S 2: It's D.

S1: Where's the koala?

S 2: It's C.

S1: Where's the snake?

S 2: It's M.

Rhythms and Listening



1

Chant and mime.

Animal Chant

I will catch a monkey, by the toes, by the toes.

I will catch a monkey, by the toes!

... a monkey, by the toes!

... an elephant, by the trunk!

... an elephant, by the trunk!

... a tiger, by the tail!


... a tiger, by the tail!

... a snake, by the head!

... a snake, by the head!

... a bear, by the nose!

... a bear, by the nose!



Sounds and Letters



2

Listen, say, and match.

o

octopus

fox



o_e


rose

rope

Fun Time!

3 What Animal Is This? Game

Listen and guess.



I Can ...

- chant the *Animal Chant*.
- play the What Animal Is This? Game with a partner.



GOAL 03



GOAL 04

Advice Time


It's better to be as smart as a wolf than to be as strong as a lion.



Words in Action




1 Listen, point, and say.



1. Elephants ...
are big.
have trunks.



2. Zebras ...
are black and white.
have stripes.



3. Crocodiles ...
are scary.
have big teeth.



4. Chimpanzees ...
are smart.
have long arms.



5. Snakes ...
are long.
have no arms or legs.



6. Hippos ...
are fat.
have big mouths.

2 Practice the sentences in pairs.


One partner says the animal name. The other says one thing about it. Then switch.

Fun Time!

3 Animal Two Hints Game

Listen to two hints and say the animal's name.

They are big.
They have trunks.



That's right!

I know!
Elephants.

Let me try!

I Can ...

- say something about three wild animals.
- play the Animal Two Hints Game.

GOAL 05

GOAL 06

Now go to page 42

واجباتي

Unit 1 Wild Animals

The answers:

3.

Examples:

Teacher: They are smart. They have long arms.

S: I know! Chimpanzees.

Teacher: That's right!

Teacher: They are scary. They have big teeth.

S: I Know! Crocodiles.



Teacher: That's right!

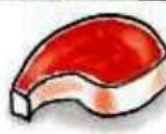
Phonics

Sounds and Letters

CD1 09

1 Listen, point, and say. Then read and number 1 or 2.



1 /e/	2 /i/
 head	 read









1 feather 2 peach 2 meat 1 bread

CD1 10

2 Listen, point, and say. Then match with u or u_e.

U says ... u, u, tub  and U says ... u, u, tube .










	cup	u u_e	bus	
	cube		duck	
	uniform		huge	

CD1 11

3 Listen, say, and match.

food				foot
book				moon
boot				cook

4 Read and number. Then listen and check.

<p>1 /z/</p>  <p>arms</p>	<p>2 /s/</p>  <p>trunks</p>	<p>3 /iz/</p>  <p>noses</p>
 <p>1 hippos</p>	 <p>1 crocodiles</p>	 <p>1 snakes</p>
 <p>2 elephants</p>	 <p>3 dresses</p>	 <p>3 faces</p>


Fun Time!

5 Phonics Race

Say and mime words in pairs.
Use these letters.
o o_u ea u
u_e oo

o_e says rose ...

o says hot ...



I Can ...

- listen, point, and match pictures, words, and letters.
- say, read, and write the sounds for ea, peach and ea, head; u, duck; u_e, cube; oo, book and oo, boot by myself.



Now go to page 43

Unit 1 Wild Animals

The answers:

5.

✚ ea says meat / peach.

✚ ea says feather / bread.

✚ u says cup / duck / bus.

✚ u_e says cube / huge / tube.

✚ oo says boot / food.

✚ oo says book / foot.

Unit 2 From Here to There

Talk Time

1 Listen and point.




2 Practice and act out the talks in pairs.

3 Listen, point, and say. Then write the missing letters.

station step stop

Walk straight two steps
and stop!





Fun Time!

4 Which Way Are You Looking?

Close your eyes and try to follow.

Close your eyes!
Turn left! Turn left!
Walk straight three
steps. Turn right!



We can't see!



I Can ...

- act out the talks about directions and going places with a partner.
- give directions to a partner, saying "Turn left.", "Turn right.", and "Walk straight."



Rhythms and Listening

1 Chant and do the actions.

When You See a Red Light



When you see a red light, red light, red light.

When you see a red light, stop, stop, stop.

When you see a yellow light, yellow light, yellow light.

When you see a yellow light, wait, wait, wait.



When you see a green light, green light, green light.

When you see a green light, go, go, go.



Sounds and Letters

2 Listen, say, and number. Then write the missing letters.

1 ship



2 chip




3 slip



sh eep



ch eese



sl eep

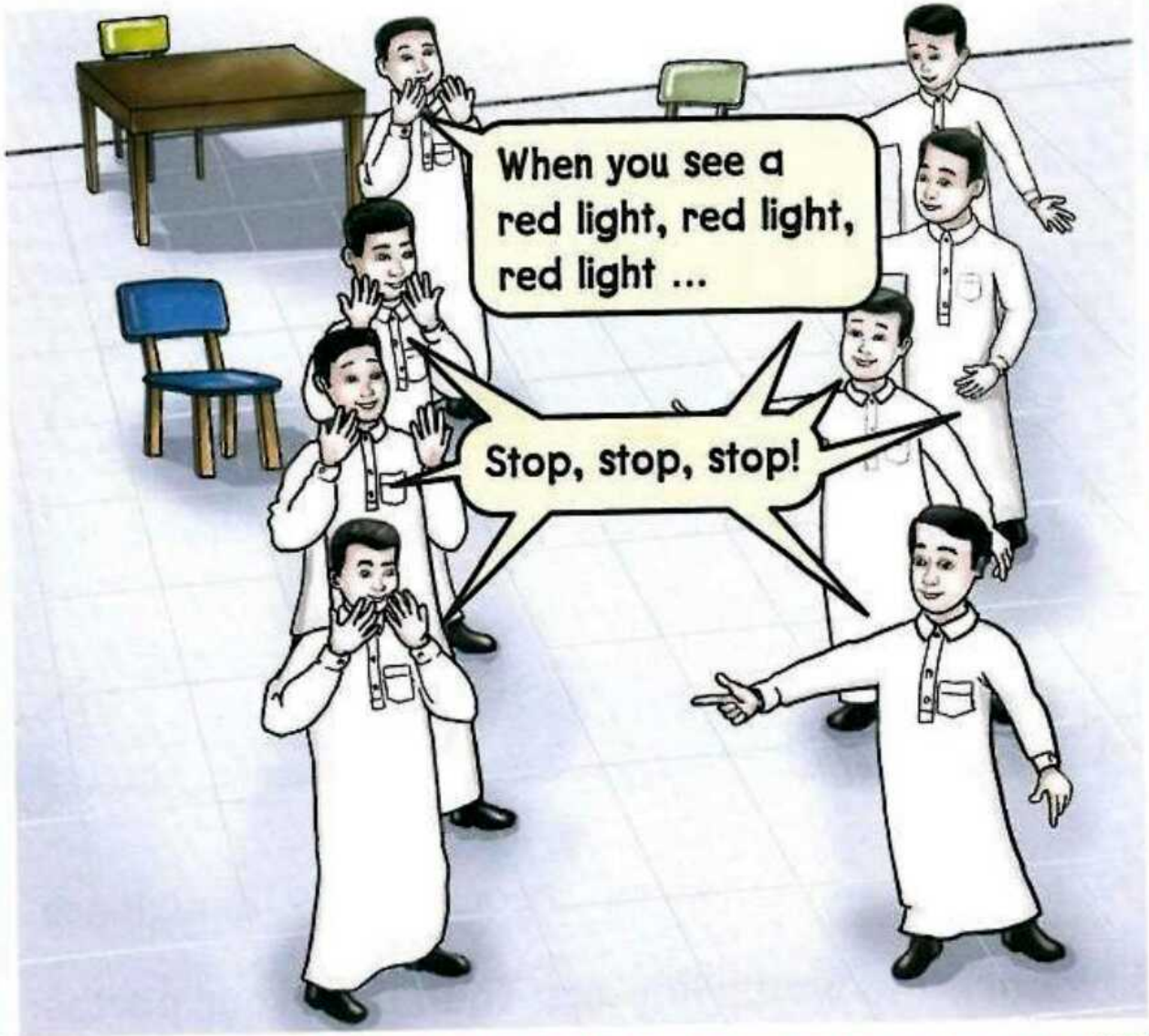




Fun Time!

3 Traffic Signal Game

Listen to the leader and say what to do.



I Can ...

- chant the *When You See a Red Light* chant.
- say if a traffic signal says to stop, wait, or go.



Now go to page 44

Unit 2 From Here to There

The answers:

3.

When you see a red light, red light, red light...

Stop, stop, stop!

When you see a yellow light, yellow light, yellow light...

Wait, wait, wait!

When you see a green light, green light, green light...

Go, go, go!


Words in Action

1 Listen, point, and say.

Watch out! It's a / an ...



1. truck



2. bus



3. train



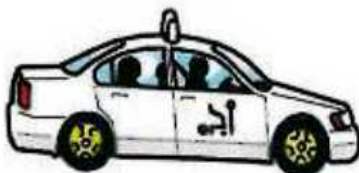
4. motorbike



5. car



6. bicycle



7. taxi



8. police car



9. ambulance

2 Practice the words in pairs. Then race your partner.



Unit 2 From Here to There

The answers:

1.

1. Watch out! It's a truck.

2. Watch out! It's a bus.

3. Watch out! It's a train.

4. Watch out! It's a motorbike.

5. Watch out! It's a car.

6. Watch out! It's a bicycle.

7. Watch out! It's a taxi.

8. Watch out! It's a police car.

9. Watch out! It's an ambulance.



Fun Time!

3 Take a Trip!

Listen and trace with your finger from each place to the next to complete your trip. Where do you end up?

Where are you now?



AIRPORT



SPACE STATION



MOON




HOSPITAL



TRAIN STATION



TAXI STAND



HOME



SCHOOL

Take a bus.



I Can ...

- say the names of three vehicles.
- tell someone two sentences like "Take a bus." or "Take a taxi."



Now go to page 45

واجباتي

Unit 2 From Here to There

The answers:

3.

Take a bicycle to the taxi stand.

Take a taxi to the hospital.

Walk to the school.

Take a school bus to the train station.

Take a train to the airport.

Take an airplane to the space station.

Take a rocket to the moon.

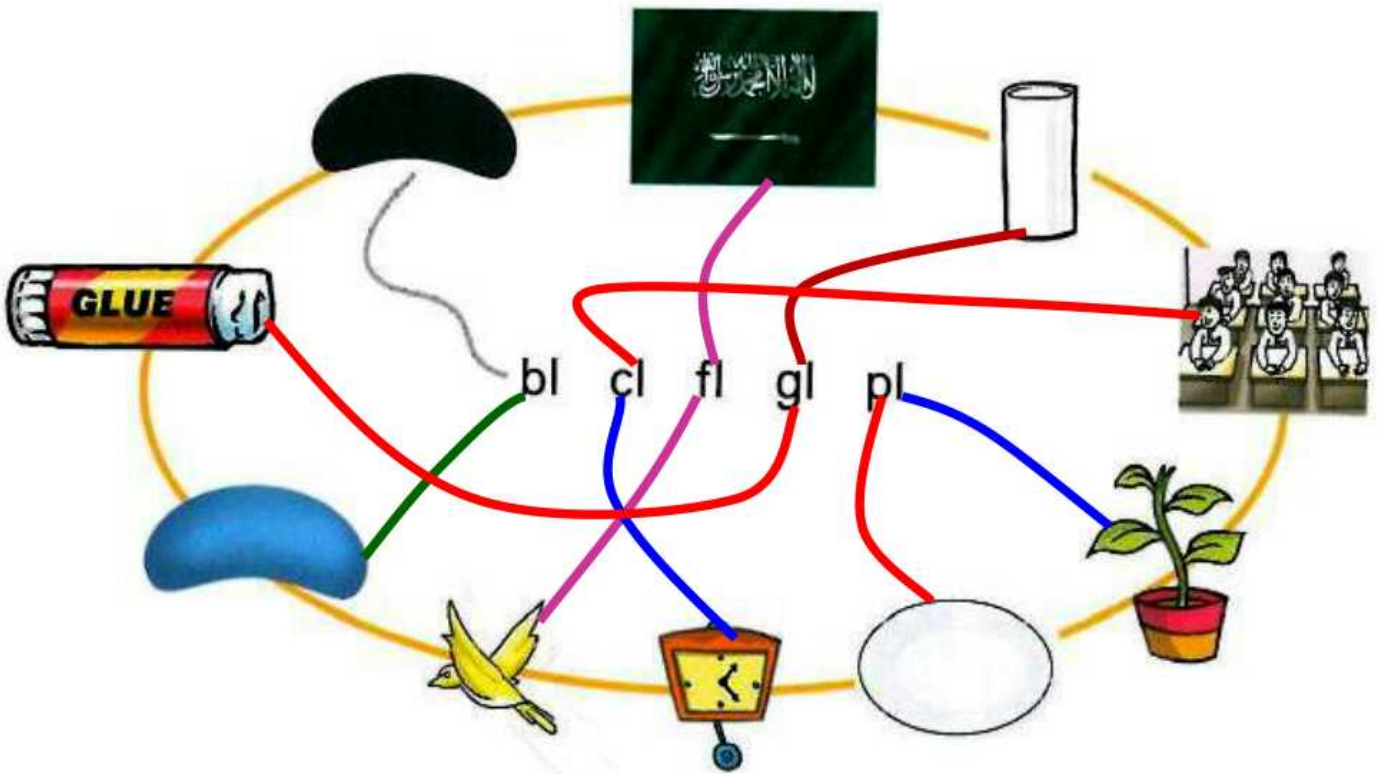
Where are you now?

Phonics

Sounds and Letters



1 Listen, say, and match. Then write the missing letters.



- | | | | |
|--------------------|-------------------------------|-------------------|--------------------|
| 1. bl __ack | 2. g / cl __ass | 3. fl __ag | 4. pl __ant |
| 5. cl __ock | 6. bl / gl __ue | 7. fl __y | 8. pl __ate |

Advice Time

Ask and you'll never be lost.



Fun Time!

2 Picture Puzzle

Write five words from the photos.

1. b e d 2. b u s 3. p l a n t

4. c a r 5. b i c y c l e



I Can ...

- listen, point, and match pictures, words, and letters.
- say, read, and write the sounds for bl, black; cl, clock; fl, flag; gl, glass; pl, plant.




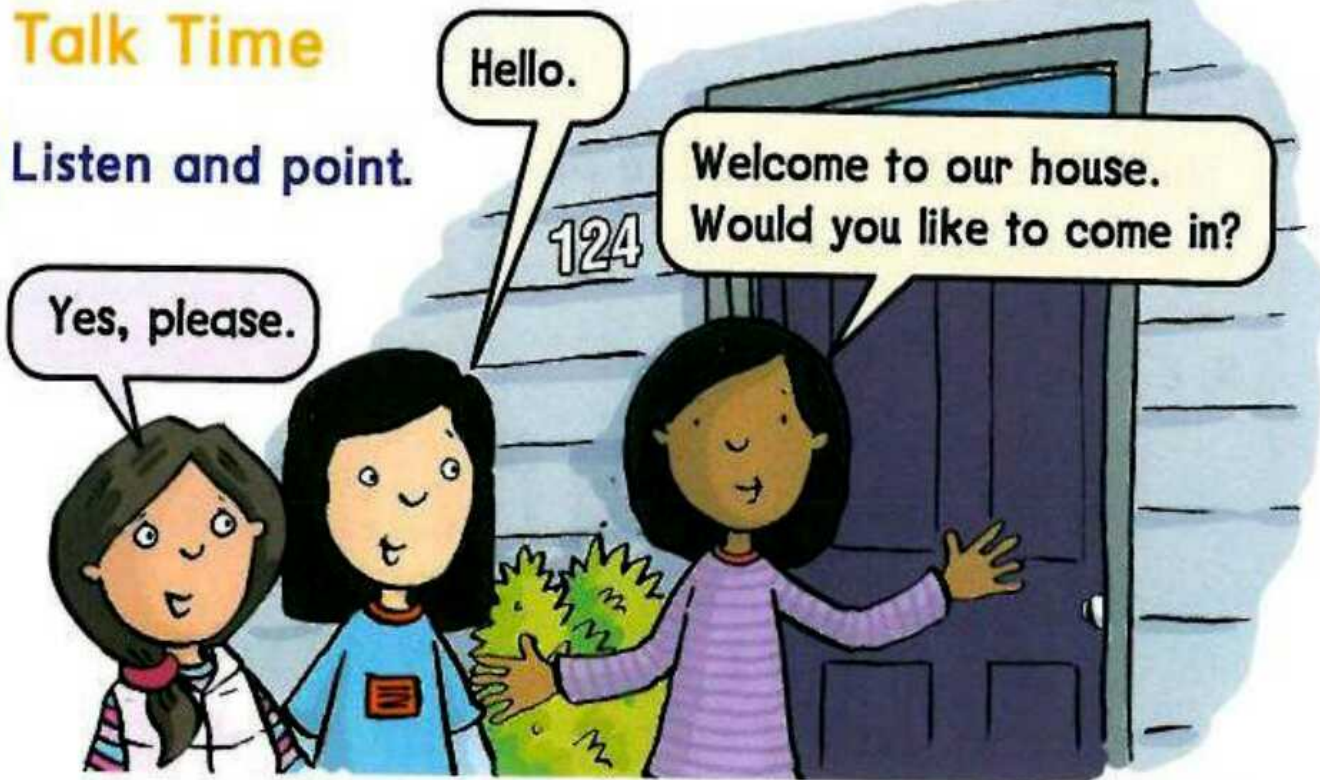
Now go to page 46

واجباتي

Unit 3 My House


Talk Time

1 Listen and point.

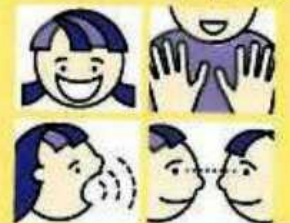


2 Practice the talks in pairs.

3 Act out the talks in pairs.



Remember the Big Four

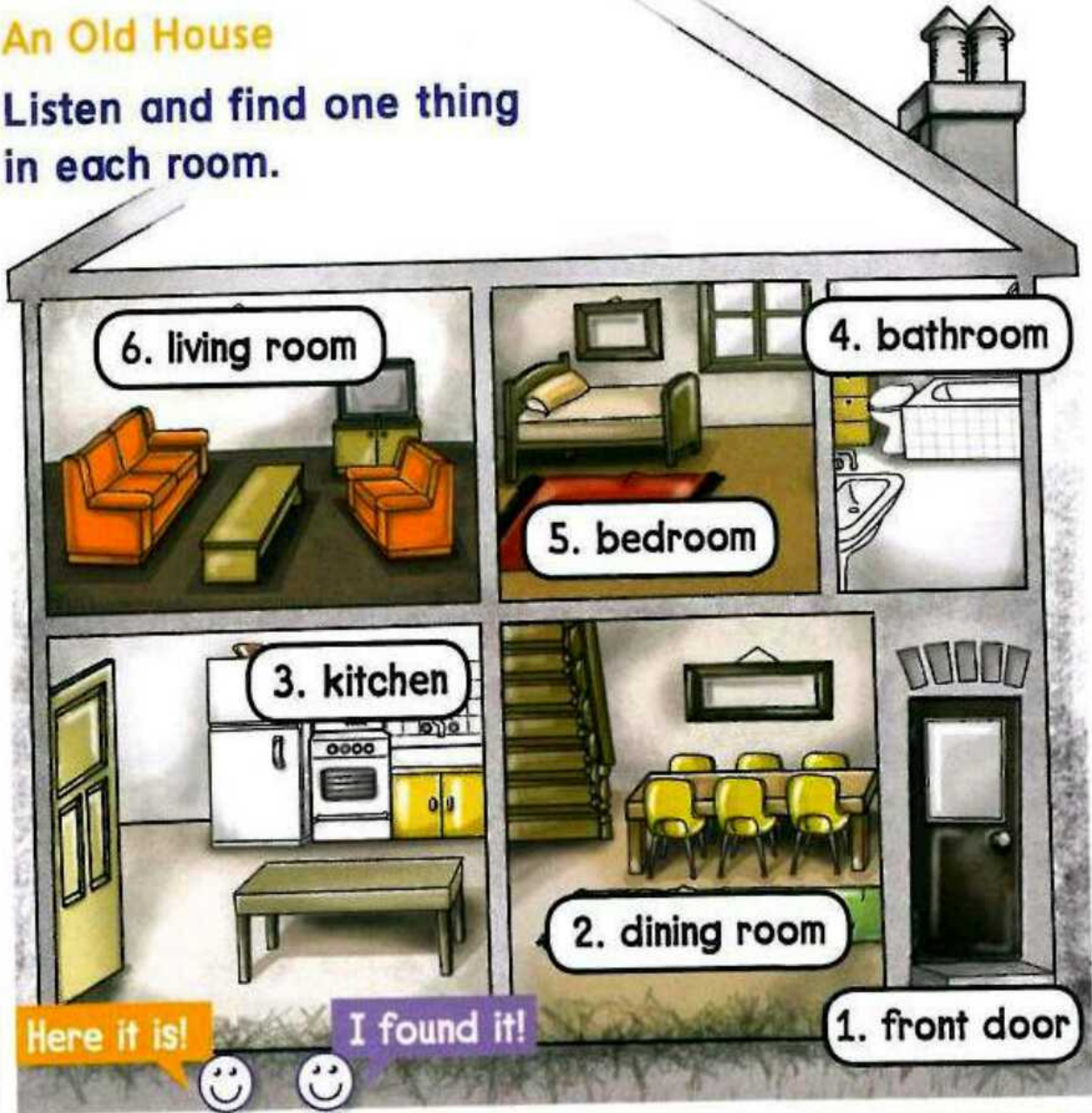




Fun Time!

4 An Old House

Listen and find one thing in each room.



I Can ...

- act out the talks about showing around the house with a partner.
- show someone around my house.



Rhythms and Listening




1 Chant and point.

Where's the Boy?

Where's ...?

In the ...



Sounds and Letters



2 Listen, say, and match. Then write the missing letters.



prize



fries



present



frog

My friend is eating fr ies.

واجباتي



Fun Time!

Grammar Toolbox

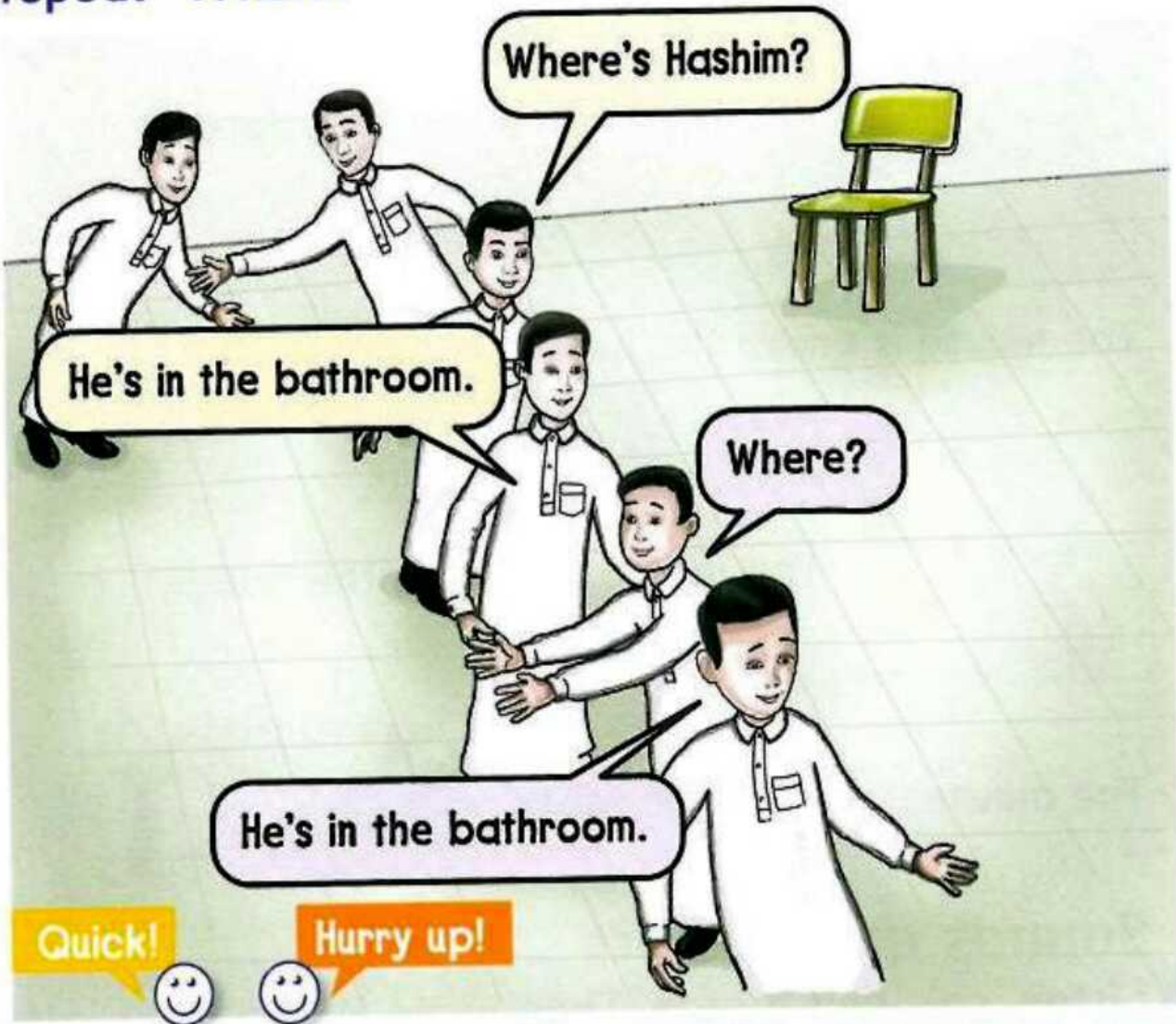
He is = He's

She is = She's

Where is = Where's

3 Where? Relay

Don't forget to repeat "Where?"



I Can ...

- chant the *Where's the Boy?* chant.
- ask "Where's ... ?" when I want to know where someone is.




Now go to page 47

Words in Action

CD1 30

1 Listen, point, and say.

The **mouse** is **on** the **chair**.



The **mouse** is **in** the **cupboard**.

The **mouse** is **under** the **bed**.



The **mouse** is **next to** the **fridge**.

The **mouse** is **behind** the **table**.



Sounds and Letters

CD1 31

2 Listen, say, and match. Then write the missing letters.



cloud



mouse



house



mountain

The mouse is in the house.



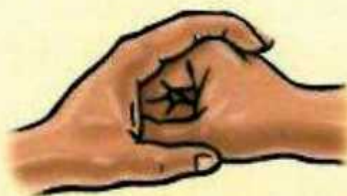
Fun Time!

3 Two Hands Game

Listen and move your hands.



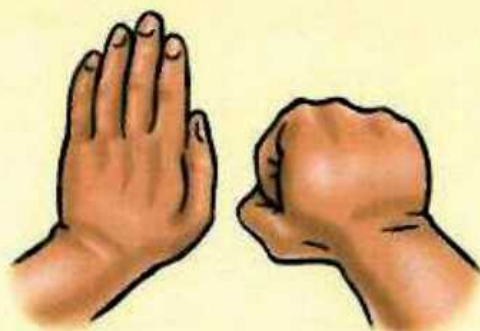
on



in



under



next to



behind

I Can ...

- say the names of three pieces of furniture.
- play the Two Hands Game.



Now go to page 48

Phonics

1 Read and color o and u.

The Ox Story

An **o**x sat **o**n a **b**ox. He had

fun in the **s**un. He was **h**ot.

He sat **u**nder a tree.

Then he was **n**ot **h**ot.



2 Listen and spell.

1. How do you spell ox?

o-x

2. How do you spell box?

b-o-x

3. How do you spell fun?

f-u-n

4. How do you spell sun?

s-u-n

5. How do you spell hot?

h-o-t

6. How do you spell not?

n-o-t



Fun Time!

3 Speed-reading

Make pairs. Read together and clap.

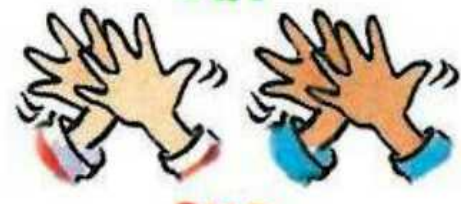
dot
not
hot



ox
fox
box



nut
but
cut



sun
fun
run



I Can ...

- say the spelling of two three-letter words.
- read the three-letter word speed-reading list by myself.



Advice Time

You can buy a house but not a home



Unit 4 My Things

Talk Time




1 Listen and point.




2 Practice the talks in pairs.

3 Act out the talks in pairs.



Remember the Big Four





Fun Time!

4 Word Hunt

When you get a row of letters, shout "Row!"



I Can ...

- act out the talks about candy with a partner.
- count from one to thirty.



GOAL 25



GOAL 26

Advice Time

It's better to share a pen than to owe a pencil case.



Rhythms and Listening



1 Chant and point.

Things on My Desk

Pens and pencils,

Pens and pencils.



Paper and glue,

Paper and glue.



Scissors and erasers,

Scissors and erasers.



Candy for you,

Candy for you.



Sounds and Letters

2 Listen, say, and match. Then write the missing letters.



smile



snail



small



snack


Snails are sm all and quiet.



Fun Time!

3 Borrowing Things Relay

Ask to borrow things.



I Can ...

- chant the *Things on My Desk* chant.
- ask to borrow some things in class.



GOAL 27



GOAL 28

Words in Action



1 Listen, point, and say.

What's this?
It's ...

What are these?
They're ...

1. a comic book



2. comic books



3. an MP3 player



4. MP3 players



5. a wallet



6. wallets



7. a watch



8. watches



2 Practice the sentences. Play the Copycat Game.

What's this? It's a wallet.

What's this? It's a wallet.

What are these?
They're wallets.

What are these?
They're wallets.



Unit 4 My Things

The answers:

2.

S1: 1. What's this?

S2: It's a comic book.

S1: 2. What are these?

S2: They're comic books.

S1: 3. What's this?

S2: It's an MP3 player.

S1: 4. What are these?

S2: They're MP3 players.

S1: 7. What's this?

S2: It's a watch.

S1: 8. What are these?

S2: They're watches.

Fun Time!

Grammar Toolbox

this → it
these → they

3 Pointing Race

Point faster than your partner.

CD1 42

Singular



Plural



I was first!



I Can ...

- follow the teacher and play the Copycat Game.
- ask "What's this?" or "What are these?"

GOAL 29

GOAL 30

Now go to page 50

واجباتي

Phonics



1 Listen, say, and number 1 or 2. Then write the missing letters.

1 /sp/



spider

2 /sw/



sweater



1 sp ring



1 sp ort



2 sw ing



2 sw an



2 Read and color all the vowels, a, e, i, o, and u.

A Funny Day

A fat cat sat on a mat.



A fat hen sat on a pen.



A fat fox sat in a box.



And a fat bug sat on a rug.



Fun Time!

3 Find the numbers and draw lines.

Listen, count, and say the missing numbers. Then play with a friend.

40 81 70 66
73 68 56 90 43 50
60 48 82 78 55 62
80 76 57 59 98 47
100 44 84 79 62

I'm finished!

I Can ...

- read the story "A Funny Day" by myself.
- count from 40 to 100.



Now go to page 51

Unit 4 My Things

The answers:


3.

41 – 42 – 43 – 44 – 45 – 46 – 47 – 48 – 49 – 50 – 51 – 52 –
53 – 54 – 55 – 56 – 57 – 58 – 59 – 60 – 61 – 62 – 63 – 64 –
65 – 66 – 67 – 68 – 69 – 70 – 71 – 72 – 73 – 74 – 75 – 76 –
77 – 78 – 79 – 80 – 81 – 82 – 83 – 84 – 85 – 86 – 87 – 88 –
89 – 90 – 91 – 92 – 93 – 94 – 95 – 96 – 97 – 98 – 99 - 100

Unit 5 My Day, Animals, Places


Talk Time

1 Listen and say.



2 Practice the talks in pairs.

3 Practice and act out the talks in pairs.



Fun Time!

Grammar Toolbox

Do you watch TV in the evening?
Yes, I **do**. / No, I **don't**.

What time do you get up?
I get up at six o'clock.

I/you/we/they get up at 6 o'clock.

4 What time is it?

Listen and number.



2 seven



5 three



1 nine



4 twelve



3 eleven

5 Check school days in your country.

✓	✓	✓	✓	✓		
Sunday	Monday	Tuesday	Wednesday	Thursday	Friday	Saturday

6 Ask and answer in pairs.

What time do you get up on Saturday?

I get up at 7 o'clock!



From Sunday to Thursday	YOU	YOUR FRIEND
1. What time/ get up?		7 o'clock
2. What time/ go to school?		
3. Where/ eat lunch?		
5. What time/ come home?		
6. What/ do in the evening?		

I Can ...

- ask my friend questions about his / her day and get an answer
- tell the time, ask, and talk about everyday activities



Unit 5 My Day, Animals, Places

The answers:

4

1. It's nine o'clock.
2. It's seven o'clock.
3. It's eleven o'clock.
4. It's twelve o'clock.
5. It's three o'clock.

6

S 1: What time do you get up?

S 2: I get up at 7 o'clock.

S 1: What time do you go to school?

S 2: I go to school at 8 o'clock.

S 1: Where do you eat lunch?

S 2: I eat lunch at school.

S 1: What time do you come home?

S 2: I come home at 3 o'clock.

S 1: What do you do in the evening?

S 2: I watch TV and play games.


Rhythms and Listening

1 Listen, chant and match.



Which animal is it?

Its jaws are huge.
They crash and chew.
It can walk and swim
It can hunt for food!



Their skin is green,
Their eyes pop out.
They can jump and dive,
They are loud and fun.



2 Listen, point, and circle YES or NO. Practice in pairs.



Can ostriches run?
Can they fly?

YES / NO
YES / NO



Can kangaroos fly?
Can they jump?

YES / NO
YES / NO



Can polar bears swim?
Can they speak?

YES / NO
YES / NO

Ostriches can run but they can't fly!

Kangaroos can jump but they can't fly.

Polar bears can swim but they can't speak.

Advice Time

A mosquito can make a lion's eye bleed.



واجباتي

Fun Time!

3 Listen and chant. Write the words.

sunny cloudy rainy snowy



It's sunny and hot,
Sit in the shade and talk



It's cloudy and gray
There's no sun today!



It's rainy and wet
We're not there yet!



It's snowy and cold
Don't catch a cold!



It's cloudy and cool,
Get out of the pool!

4 Talk about the weather in your town.

summer autumn
winter spring



It's sunny and very hot in summer!

I Can

- chant, ask, and talk about animals using "can" or "can't"
- talk about the weather



Unit 5 My Day, Animals, Places

The answers:

4

S 1: It's sunny and very hot in summer!

S 2: It's cloudy and cool in autumn!

S 3: It's rainy and cold in winter!

S 1: It's sunny and hot in spring!

S 2: It's snowy and cold in winter!

S 3: It's sunny and cool in spring!

Words in Action

1 Listen and practice. Match words and pictures.



astronaut architect pilot cook
computer technician doctor teacher
farmer firefighter businessman

2 Ask and answer. Guess.



Does he work in an office?
Yes, he does.

Is he an architect?
No, he isn't.

Is he a technician?
No, he isn't.

I give up! What does he do?
He's a businessman.

Grammar Toolbox

What does he / she do? He / She's a teacher.

Does he / she work in an office?

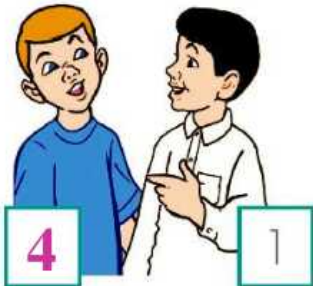
Yes, he / she does. / No, he / she doesn't.

He/ She works / doesn't work at the airport.

Fun Time!

She has long, brown hair

3 Listen and match. Practice in pairs and write.



1.


He has short, brown hair and brown eyes. He's wearing a thobe and speaking with his friend.

2. long, brown hair, brown eyes, a red jacket, sitting
3. black hair, brown eyes, a green jacket, a white T-shirt, a blue skirt, pink shoes
4. short, blond hair, blue eyes, a blue T-shirt

4 Guess who! Describe someone in your class.



She has long, brown hair and brown eyes. She's tall. She's standing near the door. What's her name?



I know!
It's Rana!

I Can

- ask and talk about jobs / what someone does
- talk about someone's appearance using "have", "has"



Phonics

1 Listen, point and say. Write *ea* or *ee*.



sleep



sh e e p



read



m e a t



head



br e a d

2 Listen, point, and say.



Look at this picture. There is a man, a woman and a child. It's a small family.



In this picture, there are three men, three women, and five children.

What's that?

It's a tooth.



What are those?

They're teeth?

3 Ask and answer in pairs. Use *that* or *those*.



Unit 5 My Day, Animals, Places

The answers:

3

What's that?

It's a foot.

What are those?

They're feet?

What's that?

It's a mouse.

What are those?

They're mice.

Fun Time!

Places in Town

4 Listen, find and write. Practice in pairs.



There's a restaurant on the corner, **next to** the bookstore.
 There's a train station **opposite** the supermarket.
 There's a gym **between** the supermarket and the bus station.
 There's a post office **between** the museum and the school.
 There's a park **near** the supermarket.



Things in the House

5 Listen, read, and circle T or F.



1. There's a table between the sofa and the armchair.
2. There's a rug behind the bed.
3. There's a table opposite the fridge and the stove.

T F
 T F
 T F



6 Practice in pairs. Make your own sentences.



I Can ...

- make the sounds for ee and ea, use irregular plurals and "that" / "those".
- talk about places in town and things in the house using "there is", "there are".



Words with -s ending

CB3 02

1 Listen, point, and say.



carrot /
carrots



pizza / pizzas





orange /
oranges


CB3 03

2 Look at the picture, write the word, and check ✓ the sound. Then listen and check your answers.

1.  /s/ /z/ /ɪz/
apples


5.  /s/ /z/ /ɪz/
cookies


2.  /s/ /z/ /ɪz/
oranges

6.  /s/ /z/ /ɪz/
chips

3.  /s/ /z/ /ɪz/
apricots

7.  /s/ /z/ /ɪz/
sandwiches

4.  /s/ /z/ /ɪz/
onions

8.  /s/ /z/ /ɪz/
potatoes

Words with bl, pl Consonant Blends

CD3 04

1 Listen, point, and say. Write *bl* or *pl*.



bl

blouse



pl

plane

CD3 05

2 Look at the pictures and match with *bl* or *pl*. Listen, check, and write.

1 plate

6 black

4 play

5 plane

3 blue

2 blouse

Words with short and long oo

CD3 06

1 Listen, point, and say.

short oo



book



foot

long oo

















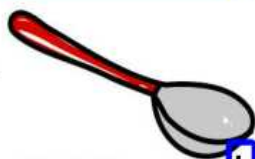
zoo



moon

CD3 07

2 Read and circle L for Long or S for Short. Then listen, check, and say.

1.  cook L / <input type="checkbox"/> S	6.  foot L / <input type="checkbox"/> S	11.  tooth <input type="checkbox"/> L / S
2.  balloon <input type="checkbox"/> L / S	7.  food <input type="checkbox"/> L / S	12.  kangaroo <input type="checkbox"/> L / S
3.  school <input type="checkbox"/> L / S	8.  cartoon <input type="checkbox"/> L / S	13.  books L / <input type="checkbox"/> S
4.  football L / <input type="checkbox"/> S	9.  boots <input type="checkbox"/> L / S	14.  pool <input type="checkbox"/> L / S
5.  room <input type="checkbox"/> L / S	10.  shampoo <input type="checkbox"/> L / S	15.  spoon <input type="checkbox"/> L / S

Words with gr, gl and cr, cl

CD3 08 1 Listen, point, and say.



grass



glass



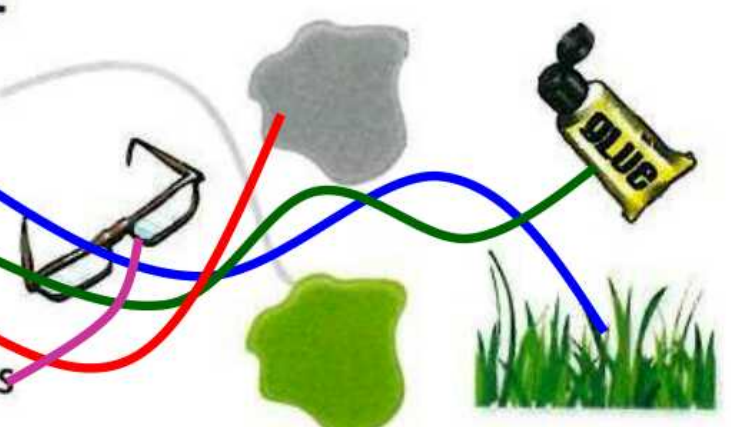
crab



class

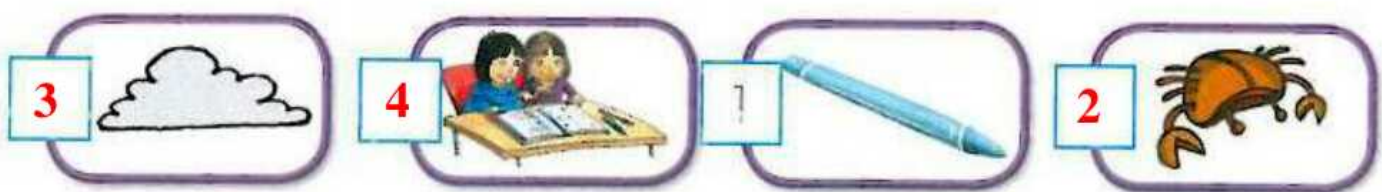
CD3 11 2 Listen to the sound, check ✓, and write. Then draw a line to the right picture.

- 1. gr gl green
- 2. gr gl grass
- 3. gr gl glue
- 4. gr gl gray
- 5. gr gl glasses



CD3 12 3 Listen and circle the word. Then match with a picture.

- 1. crayon crane rayon clay
- 2. club crab crib clot
- 3. crowd coward clod cloud
- 4. crash class lash rush



Words with fl, fr and dr, tr

CD3 11

1 Listen, point, and say.



flag



fruit



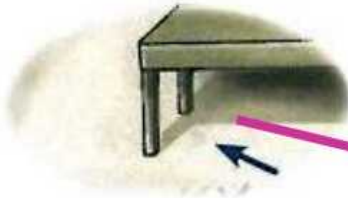
dress



tree

14

2 Listen to the sound, check ✓, and write. Then draw a line to the right picture.



1. fl fr

fr og

2. fl fr

fl ower

3. fl fr

fl ashlight

4. fl fr

fr iends

5. fl fr

fl oor

6. dr tr

dr eam

7. dr tr

dr ink

8. dr tr


tr uck

9. dr tr

tr unk

10. dr tr

tr ain



Words with br, pr

CD3 13 ① Listen, point, and say. Write *br* or *pr*.




br
-br_idge



pr
pr_ize

CD3 21 ② Look at the pictures and write *br* or *pr*. Then listen and check.

1.  bread ✓

5.  present

2.  prince

6.  bracelet

3.  bridge

7.  price

4.  brown

8.  prize

③ Tongue Twister. Read and say this as fast as you can.

My brother prepares prawn sandwiches with brown bread and eats them on the bridge.

Words with wh, w, h, and ph

CB3 15 **1 Listen, point, and say.**



walk



whale



hose



whose











phone

CB3 23 **2 Listen and circle the silent letter.**

silent w/h		silent w/h		silent w/h	
1. where	w h	3. who	w h	5. whales	w h
2. what	w h	4. whose	w h	6. white	w h

CB3 24 **3 Listen, circle, and write.**

shop ship whale cherry phone whistle photo white

1. 	ph wh whale	5. 	wh ph photo
2. 	ph sh phone	6. 	sh wh ship
3. 	ch wh white	7. 	ch sh shop
4. 	wh ph whistle	8. 	ch ph cherry

Words with sm, sn and st, sl

CB3 18 1 Listen, point, and say.



smile



snail



stop



slot

CB3 30 2 Listen and circle *sm*, *sn*, *st*, or *sl*. Then write and match with the right picture.

1. *sm* **sn** *st* *sl* sn orkel

snorkel

2. *sm* *sn* *st* **sl** sl ot

slot

3. *sm* *sn* **st** *sl* fir st

first

4. *sm* *sn* *st* **sl** sl eep

sleep

5. **sm** *sn* *st* *sl* sm ile

smile

6. *sm* *sn* **st** *sl* st icker


sticker

CB3 20 3 Listen, point, and say. Then say and mime.



Swim and snorkel,
Watch the fish.
Starfish, shellfish
Any fish you wish!

An eel, a shellfish,
I stop and touch
And try to catch
a small red crab!



Snap! Snap! Ouch!



Words with bl, br, fl, fr, cl, cr, dr

1 Write the words and read.

flag green fresh black swan clock
frog fruit crayon brown gray



1. a gray crayon 2. a black swan 3. a green flag



4. The frog is on
the clock.

5. The fresh fruit
is in the basket.

2 Listen, complete, and chant.

The wheels on the
bus
Go round and round,
Round and round,
Round and round.
The wheels on the bus
Go round and round,
All the way to town.

The driver on the bus
Says, "Move on back!"
"Move on back!"
"Move on back!"
The driver on the bus
Says, "Move on back!"
All the way to town.



Long vowel sounds

CD3 22 ① Read and circle the words that don't belong. Then listen, check, and write them in the correct cloud.

1 Long **o** sound

go show no tomato shoe snow two

so toe



2 Long **u** sound

glue blue you toe to so who too

shoe two



3 Long **i** sound

pie bye dry taxi kind line field rain

sky tie



4 8 Long **e** sound

spaghetti ski piece me eight donkey sky space

taxi field ceiling




5 Long **a** sound

able tie shake apron break neighbor ceiling steak weight

rain eight space



Picture Dictionary



an airport p15



an ambulance
p14



a bathroom p19



a bear p4



a bedroom p19



behind p22



a bus p14



candy p26



a chimpanzee
p6




a comic book
p30



a crocodile p6



a dining room
p19



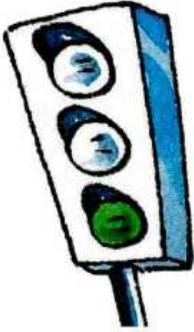
a giraffe p3



glue p28



go p12



a green light
p12



a hippo p6



a hospital p15



in p22



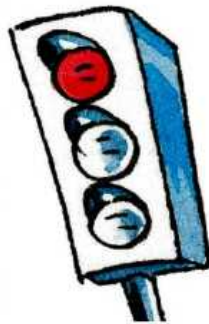
a kangaroo p3



a kitchen p19



a koala p3



light p12



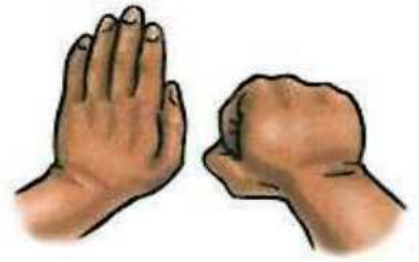
a lion p3



a monkey p4



a motorbike p14




next to p22



on p22



an ostrich p3



paper p28



pencils p28



pens p28



a police car p14



a rose p4



a rhino p3



a school p15



scissors p28



a space station
p15



stop p12



a table p22



a tail p4



a taxi p14



a train p14



a truck p14



under p22



wait p12



a wallet p30



a watch p30

Word List

airport	15	kitchen	19	snail	28
ambulance	14	koala	3	snake	3
bathroom	19	legs	6	space station	15
bedroom	19	Let's count them.	26	spider	32
behind	22	lion	3	stop	10
bicycle	14	living room	19	stripes	6
bread	8	meat	8	swan	32
bus	14	monkey	4	swing	32
candy	26	the moon	8	table	22
car	14	motorbike	14	tail	4
chimpanzees	6	mouths	6	taxi	14
chip	12	MP3 player	30	taxi stand	15
cloud	22	next to	22	teeth	6
comic book	30	ninety	33	these	30
cook	8	on	22	thirty	26
cube	8	ostrich	3	this	30
crocodile	6	paper	28	tiger	3
dining room	19	peach	8	train	14
eighty	33	pencils	28	train station	15
Excuse me.	10	pens	28	truck	14
feather	8	plant	16	trunk	4
fifty	33	police car	14	twenty	26
flag	16	present	20	under	22
fly	16	prize	20	wait	12
forty	33	Quick!	21	wallet	30
fox	4	red light	12	watch	30
fries	20	rhino	3	yard	20
frog	20	rocket	15	yellow light	12
front door	19	rope	4	zebra	3
giraffe	3	rose	4		
glue	28	row	27		
go	10	school	15		
green light	12	scissors	28		
Here you go.	29	seventy	33		
hippo	3	sheep	12		
hospital	15	ship	12		
Hurry up!	21	sixty	33		
I'll show you around.	18	slip	12		
in	22	smart	6		
kangaroo	3	smile	28		