

تم تحميل وعرض المادة من

موقع كتبي

المدرسية اونلاين



www.ktbby.com

موقع كتبي يعرض لكم الكتب الدراسية الطبعة الجديدة
وحلولها، توزيع مناهج، تحضير، أوراق عمل، عروض
بوربوينت، نماذج إختبارات بشكل مباشر PDF

جميع الحقوق محفوظة للقائمين على العمل

Introduction: Classroom English



1 Listen and point.

1

Good morning.
Welcome to class.

Let's play a game.

Good idea!

2

Watch me.

3

Make pairs.

4

Let's start!

5

Okay! Stop!



6

Are you ready?



7

Let's do it again.
One more time.



8

Please listen
to me.



9

Wow! Good job!
Let's finish.



10

You were great!

Good-bye.




Unit 1 Feelings

Talk Time



1 Listen and point.



2 Practice the talks in pairs.

3 Act out the talks in pairs.



Remember the Big Four



1. Use lots of facial expression, like big smiles.
2. Use your body to make big gestures.
3. Talk with a strong voice.
4. Keep eye contact when you speak to someone.

The Answers:

2.

A: Hello!

B: Hi. It's nice to meet you.

A: It's nice to meet you, too.

B: Hi. How are you?


A: I'm great, thanks, and you?

B: I'm fine.

Fun Time!

4 Greeting Line

Talk to the teacher and leader.



I Can ...

- greet my teacher and ask "How are you?"
- say "I'm first, second, third ..."



GOAL 01



GOAL 02

Rhythms and Listening



1 Chant and do.

If You're Happy and You Know It

If you're **happy** and you **know** it,

Clap your **hands**. ( , )

If you're **happy** and you **know** it,

Clap your **hands**. ( , )

If you're **happy** and you **know** it,

Then your **face** will surely **show** it,

If you're **happy** and you **know** it,

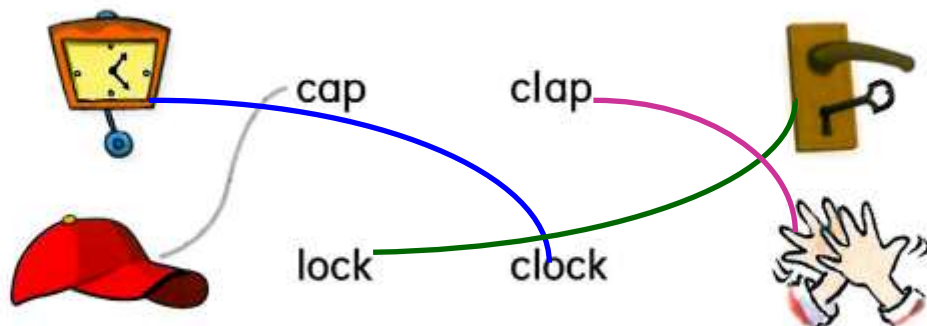
Clap your **hands**. ( , )



Sounds and Letters



2 Listen, say, and match.



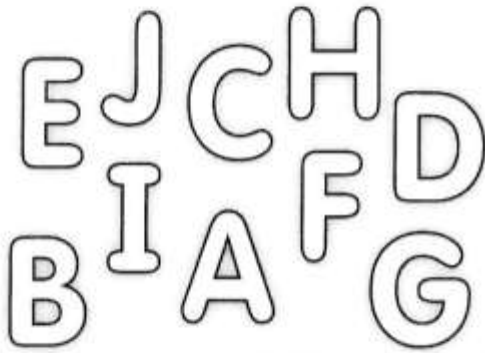


Fun Time!

F is the seventh letter of the alphabet.

3 Confusion Game

Try and trick your partner!



No, it's the sixth letter. G is the seventh letter.

1 first

2 second

3 third

4 fourth

5 fifth

6 sixth

7 seventh

8 eighth

9 ninth

10 tenth

This is fun!

Ha-ha!



I Can ...

- chant the *If You're Happy and You Know It* chant with a partner.
- play the Confusion Game with a partner and say "sixth, seventh, eighth, ..."



Words in Action



1 Listen, point, and say.

1.



I'm hungry.

2.



I'm thirsty.

3.



I'm hot.

4.



I'm cold.

5.



I'm sleepy.

6.



I'm scared.

2 Listen and do.



3 Practice and do in pairs.

What's the matter?



I'm hungry.

The Answers:

3.

A: What's the matter?

B: I'm thirsty.

A: What's the matter?

B: I'm sleepy.

A: What's the matter?

B: I'm scared.

A: What's the matter?

B: I'm hot.

A: What's the matter?


B: I'm cold.

Fun Time!

4 Same as the Leader Game

1 10

Do the same action as the leader.



I Can ...

- act out three feelings.
- ask a friend "What's the matter?"





Phonics





1 Listen, point, and say.

A says ... a, a,  and A says ... a, a, 
 apple apron

a

 
 cap tap

a_e

 
 cape tape




2 Listen and number 1 for **a** and 2 for **a_e**. Then say.



3 Listen, say, and match.

I says ... i, i, ink and I says ... i, i, iron

ink   Tim

iron   pine

pin   time

★ ★ Fun Time!

1.14

4 Phonics Game

Mime and say in pairs.



I Can ...

- listen and point to the right pictures and words.
- say, read, and write the sounds for a, apple; a, cape; i, pin; i, pine by myself.



Advice Time

Love your friend as you love yourself.



Unit 2 Things We Wear

Talk Time



1 Listen and point.



2 Practice and act out the talks in pairs.

Sounds and Letters



3 Listen, point, and number. Then say.

2 whose 1 who 3 what 4 white

Who's wearing white? The girl's wearing white.




Fun Time!

Grammar Toolbox
 It's my hat. → It's mine.
 It's not my hat. → It's not mine.

4 Whose ... is This?

Ask your classmates about people's belongings.



I Can ...

- ask "Whose ... is this?"
- meet someone and say "I like your ..."



GOAL 09



GOAL 10

The Answers:

4.

A: Whose book is this?

B: It's mine. Thank you.

A: Whose bag is this?

B: It's mine. Thank you.

A: Whose eraser is this?

B: It's mine. Thank you.

Rhythms and Listening



1 Chant and clap the rhythm.

Who is Wearing Green?

Green, green, green, green.

Who is wearing green today?

Green, green, green, green.

Who is wearing green?

I am wearing green today.

Look at me,

And you will see,

That I am wearing green today.



Sounds and Letters



2 Listen, point, and say. Then write the missing letters.

green grass

The grass is green. It's great!





Fun Time!

Grammar Toolbox
Who's = Who is



3 Clothes Color Basket

Ask about the colors your classmates are wearing.



I Can ...

- chant the *Who is Wearing Green?* chant.
- say three colors that I'm wearing today.



Words in Action



1 Listen, point, and chant.

Boys

I'm wearing ...



1. a cap
2. sunglasses
3. a T-shirt
4. a jacket
5. jeans

Girls

I'm wearing ...



6. a hat
7. a blouse
8. a sweater
9. a skirt
10. shoes

2 Practice saying the chants.

Boys chant the boys' clothes. Girls chant the girls' clothes.

Fun Time!



3 Touch the screen.

Listen and touch the right picture! Use two hands.



What?



Once more, please!



I can't remember.



I Can ...

- say the names of five things that you can wear.
- name two things I am wearing, saying "I'm wearing ... and ... today."



Phonics



1 Listen, read, and say.

P and B Jingles

P says p, p, parrot.



says p, p, pen.



says p, p, panda.



B says b, b, bear.



says b, b, banana.



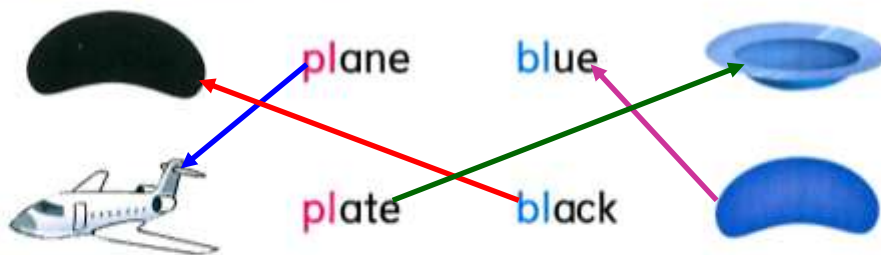
says b, b, bed.



Sounds and Letters



2 Listen, say, and match. Then write the missing letters.




The **pl**ate is **bl**ue.

Fun Time!



3 Does It Move?

Hold a tissue in front of your mouth and say the words.



Wow! It moves.



I Can ...

- tell if the words start with p or b.
- say two words that begin with p and two words that begin with b.



Advice Time

Dress neatly.




Unit 3 Things We Do

Talk Time



1 Listen and point.

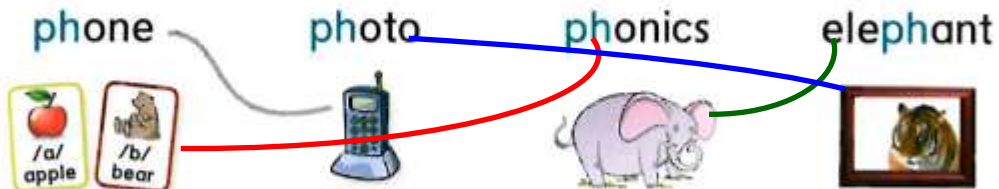


2 Practice and act out the talks in pairs.

Sounds and Letters



3 Listen, say, and match. Then write the missing letters.



I like the ele p h ant p h oto.




Fun Time!



4 Telephone Conversation

Act out a telephone conversation. Call a friend and ask what he or she is doing.



I Can ...

- act out the telephone talks with a partner.
- have a telephone conversation in English.



Rhythms and Listening



1 Listen and chant.

What Are You Doing?

What are you doing?

I'm doing karate, doing karate,
doing karate.



What are you doing?

I'm doing karate,
and how about you?

What are you doing?

I'm playing football, playing football,
playing football.



What are you doing?

I'm playing football,
and how about you?

2 Chant again and do.



Fun Time!



3 True or False Action Game

Run to the T or F when your teacher does the action.



I Can ...

- chant the *What Are You Doing?* chant.
- play the True or False Action Game with a friend.



GOAL 19



GOAL 20

Words in Action



1 Listen, point, and say.

I'm ...

He's ...



1. doing my homework



2. watching TV



3. eating snacks



4. doing karate



5. playing football



6. playing computer games

Sounds and Letters



2 Listen, point, and say. Then read and circle.

gring

ring

rink



wink

giwn

wing



speak

speaking

peaking




Grammar Toolbox

I'm playing football. → sports with a ball
 I'm doing karate. → sports without a ball

Fun Time!

3 Card Snap Game

When your teacher says the sentence, hit the card.



I Can ...

- play the Card Snap Game with friends.
- say two things when asked "What are you doing?"



Phonics



CD1 34

1 Listen, read, and say.

T and D Jingles

T says t, t, tiger.
 says t, t, tomato.
 says t, t, telephone.



D says d, d, door.
 says d, d, doll.
 says d, d, duck.



Sounds and Letters



CD1 35

2 Listen, number, and say. Then write **tr** or **dr** in the blanks.



t ree

t ruck


d ress

d rink

Fun Time!



3 Listen and touch the right picture.
Play with a partner.



Where is it?   Here it is. I found it!



I Can ...

- tell if the words start with t or d.
- say two words that begin with t or d, and describe things.



Advice Time

Do what's right.



Unit 4 Beautiful Nature

Talk Time

CD1 37

1 Listen and point.



2 Practice and act out the talks in pairs.

Sounds and Letters

CD1 38

3 Listen, point, and say. Then write **sn** or **sh**.



s nake



s hake



s n ow



s h ow

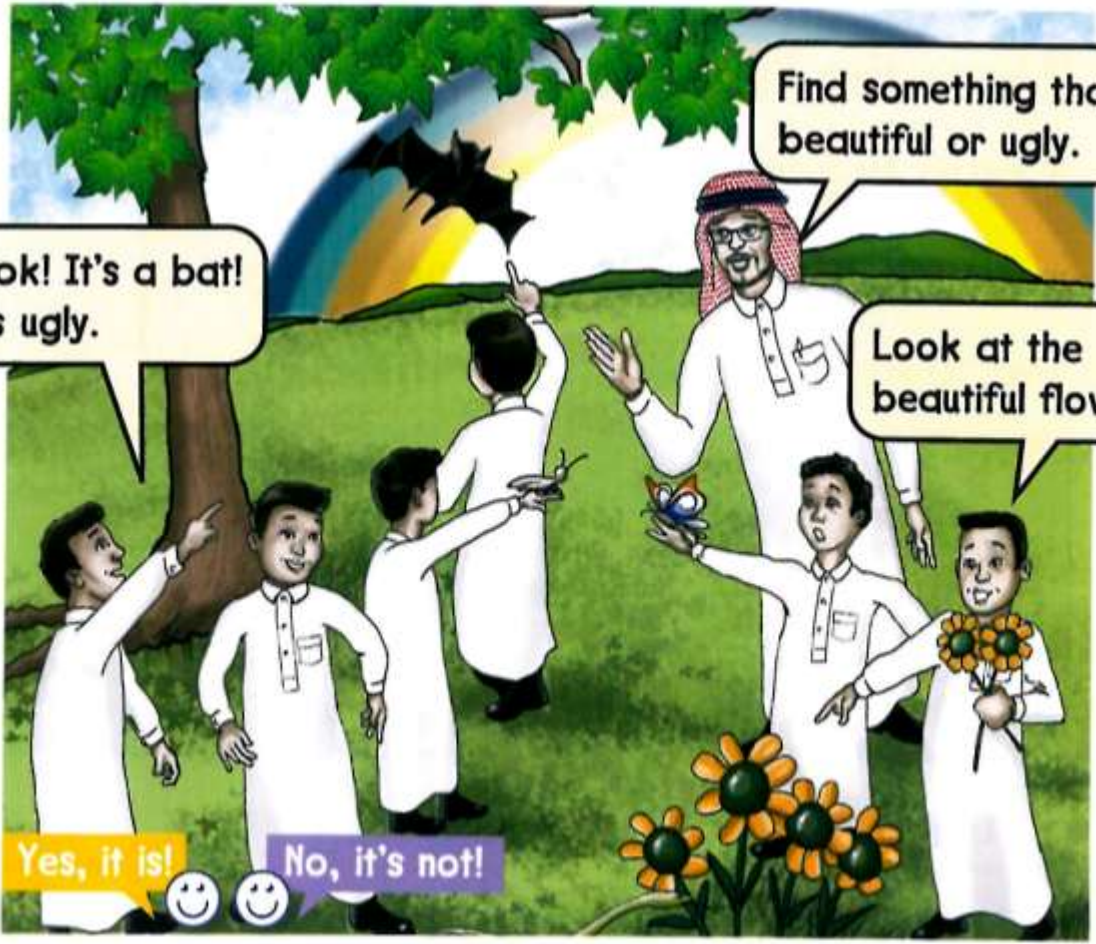
Show me the snake!



Fun Time!

4 Find Something Beautiful!

Look around and find a beautiful or an ugly object.



Find something that's beautiful or ugly.

Look! It's a bat!
It's ugly.

Look at the beautiful flower.

Yes, it is!



No, it's not!



I Can ...

- act out one of the talks about nature.
- find something beautiful or ugly and say "Look! It's a ...! It's beautiful (or ugly)."



Rhythms and Listening



1 Chant and march.

I Love the Mountains

I love the mountains, I love the rolling hills,
 I love the flowers, I love the daffodils,
 I love the campfire when all the stars are out
 I sit and look, I look and smile,
 I'm happy to be under this sky.



Sounds and Letters



2 Listen, say, and number. Then read.

1 /z/



mountains

2 /s/



cats

3 /iz/



faces

ducks

2

flowers

1

hills

1

dresses

3

snakes

2

noses

3



Fun Time!

42

3 Months and Seasons Chant

Listen and match. Then chant and do.

1



Back to school, it's fall. 3
September, October,
November.

Getting cooler, winter's
here.
December, January,
February.



Flowers are out, it's
spring.
March, April, May.

2



Yummy, summer's here.
June, July, August,

And back again.

4



Ha-ha!



This is fun!



I Can ...

- chant the *I Love the Mountains* chant.
- name seasons and months.



Words in Action



1 Listen, point, and say.



1. long



2. short



3. big



4. small



5. quiet



6. noisy



7. weak




8. strong

2 Shout the opposites in two groups.

3 Practice the actions in pairs.

Fun Time!

44 **4** Guess what it is.
Do the opposite action.



I Can ...

- act out one pair of opposites.
- describe and guess what or who.



Phonics



1 Listen, read, and say.

C and G Jingles

C says c, c, cat.
 says c, c, cake.
 says c, c, cap.



G says g, g, goat.
 says g, g, gorilla.
 says g, g, girl.



Sounds and Letters



2 Listen, point, and say. Write **gr**, **cr**, **gl**, or **cl**.

c l ass



c r ab



g l ass



g r ass



Fun Time!

3 Word Making Game

Listen to the teacher and hold up the letters.



I Can ...

- tell if the words start with c or g.
- say two words that begin with c and two words that begin with g.



Advice Time

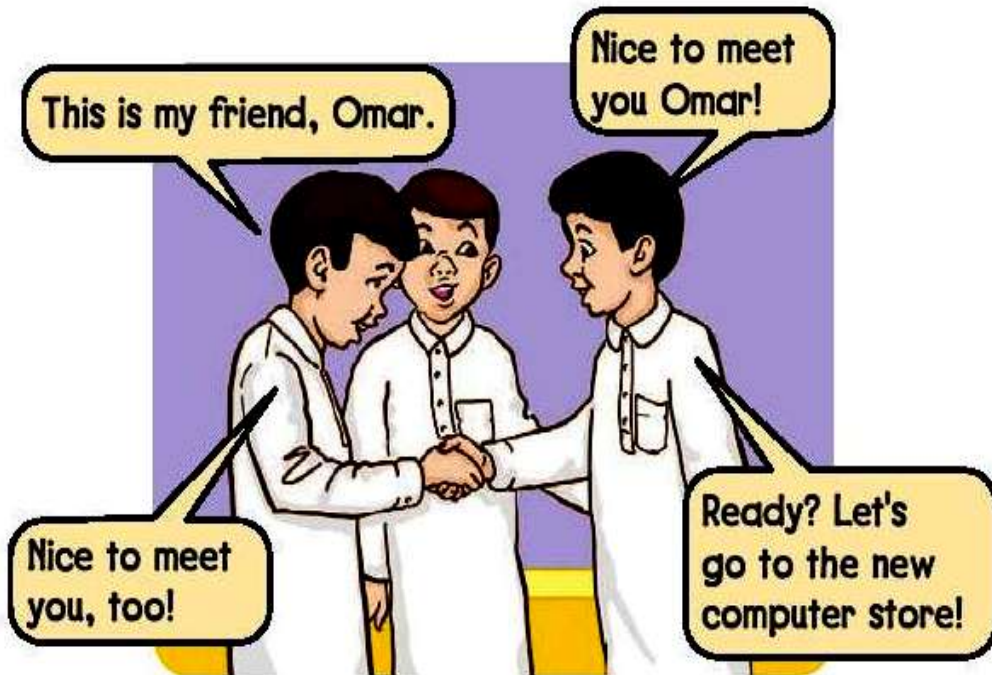
Nature is your home; look after it.



Unit 5 Friends, Actions, Things

Talk Time

1 Listen and say.



2 Practice and act out the talks in pairs and groups.

The Answers

2

Boy 1: Hello, Hashim.

Boy 2: Good morning Ali. Where's Jake?

Boy 1: He can't come. He's helping his brother.

Boy 1: This is my friend, Omar.

Boy 2: Nice to meet you Omar!

Boy 3: Nice to meet you, too!

Boy 2: Ready? Let's go to the new computer store!

Fun Time!

3 "Good morning!" Chant



Listen and chant.

It's morning. **Good morning! Good morning to you!**

How are you? How are you?

It's so nice to see you.



It's afternoon. **Good afternoon!**

Good afternoon to you!



Here's homework, more homework for you!

It's evening. **Good evening! Good evening to you!**

It's playtime and bath time and bedtime for you!

Goodnight! Goodnight! Goodnight to you!



4 Write.



1. _____!
Let's go to school!



3. _____!
Let's watch TV!



2. _____!
Let's have lunch!



4. _____!
Let's go to bed!



I Can ...

- introduce someone, say "This is my friend" and "Let's ... !"
- chant, tell the time of day and use greetings correctly



The Answers

4

1. Let's go to school!
2. Let's have lunch!
3. Let's watch TV!
4. Let's go to bed!

Rhythms and Listening

1 Listen and chant.



We're playing, we're cycling

Our friends are here and laughing

They're jumping, they're cycling

As happy as can be!




There's Omar, he's walking

His friend, Ali is talking

He's laughing, he's not cycling

As happy as can be!



Are you playing, are they cycling?

We're not playing, they're not cycling

We're talking, we're walking

As happy as can be!



2 Change the words and chant.

Advice Time

Help a friend in need.



The Answers

2

Our friends are here and laughing.

They're jumping, they're cycling.

As happy as can be!

There's Jasim, he's walking.

His friend, Badr is talking.

He's laughing, he's not cycling.

As happy as can be!

Are you playing, are they cycling?

We're not playing, they're not cycling.

We're talking, we're walking.

As happy as can be!


Fun Time!

3 Choose a place. Ask and answer.



Grammar Toolbox

He's / She's playing
 We're / You're / They're playing
 He's not/ She's not cycling
 We're not/ You're not/ They're not playing



Where is he?	He's at home.
Is he sitting?	Yes, he is.
Is he playing?	No, he isn't.
Is he watching TV?	Yes, he is. Now it's my turn!



1. Pete



2. Jim and Ken



3. Joe



4. Sabah



5. Nura

at school

at home

in his room

in her room

in the classroom



I Can ...

- talk about what "I'm, he/she's, we/you/they're" doing or not doing.
- ask and answer Yes / No questions about what people are doing



The Answers

3

Example: 5. Nura

S 1: Where is she?

S 2: She's in the classroom.

S 1: Is she standing?

S 2: No, she isn't.

S 1: Is she sitting?

S 2: Yes, she is.

S 1: Is she looking at the board?

S 2: Yes, she is. Now it's my turn!

Words in Action

1 Point and chant. Write.



Lemons are sour

Apples are sweet!



Lemons are sour,



Cherries are sweet!



They're not sour.

My soup is hot!



Ice-cream is cold,



Rice is hot,



It's not cold.

Chips are salty,



And they're tasty!

Let's eat!

2 Change the words and chant.



The Answers

2

Apricots are sweet!

Oranges are sour.

Cookies are sweet !

They're not sour.

My pizza is hot!

Salad is cold,

Pasta is hot,

It's not cold.

Sandwiches are salty

And they're tasty!

Let's eat!

Fun Time!

3 The 3 Questions Game Ask and answer.




Is it cold or hot?

What color is it?

Is it sweet or sour?

I know! It's a lemon!

No, thanks. I don't like lemons. I like oranges.



It's cold. It's a fruit.

It's yellow.

It's sour.

That's right! Do you want one?

4 Play with a friend. Ask 3 questions. Use some of the words in the box.

sweet sour salty tasty hot cold
fresh round small big



I Can ...

- talk about food using the words "hot, cold, sour, sweet, salty, tasty"
- ask questions with "or", "want", and say what I like and what I don't like



The Answers

4

S 1: Is it cold or hot?

S 2: It's cold. It's a vegetable.

S 1: What color is it?

S 2: It's orange.

S 1: Is it sweet or sour?

S 2: It's sour.

S 1: I know! It's a carrot.







S 2: That's right! Do you want one?

S 1: No, thanks. I don't like carrots. I like bananas.

Phonics

1 Listen and check. Say.





- | | | | |
|--|--|---|--|
| 1.  | /s/ <input type="checkbox"/> /z/ <input checked="" type="checkbox"/> /ɪz/ <input type="checkbox"/> | 4.  | /s/ <input type="checkbox"/> /z/ <input checked="" type="checkbox"/> /ɪz/ <input type="checkbox"/> |
| 2.  | /s/ <input checked="" type="checkbox"/> /z/ <input type="checkbox"/> /ɪz/ <input type="checkbox"/> | 5.  | /s/ <input checked="" type="checkbox"/> /z/ <input type="checkbox"/> /ɪz/ <input type="checkbox"/> |
| 3.  | /s/ <input type="checkbox"/> /z/ <input checked="" type="checkbox"/> /ɪz/ <input type="checkbox"/> | 6.  | /s/ <input type="checkbox"/> /z/ <input type="checkbox"/> /ɪz/ <input checked="" type="checkbox"/> |

What's in your bag?

2 Listen, point, and say.



Do you have apples?			No, I don't.
Do you have sandwiches?			Yes, I do.
Do you have orange juice?			Yes, I do.

She has sandwiches **and** orange juice.

She has orange juice **but** she doesn't have apples.

3 Ask your friend. Check YES or NO.


Food	YES	NO	School things	YES	NO
apples			books		
sandwiches			notebooks		
orange juice			a poster		
carrots			pens		

Say and write. Use *and* or *but*.

Fun Time!

Whose ... is that?

4 Listen, point, and say.



5 Trace. Ask and answer.



I Can ...

- make the sounds for -s, ask and answer with "have", and use "and" or "but".
- ask and say whose something is using (name)'s









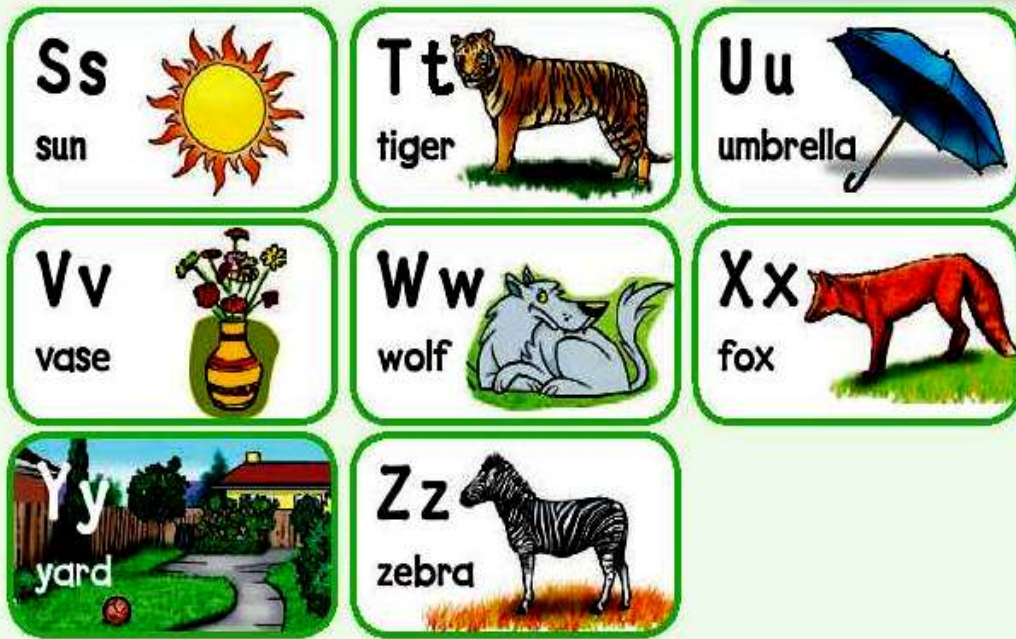
Phonics Jingle

1 Listen and chant.

2 Listen and point to the letters, then the pictures.

A says ... **a, a, apple.**

<p>Aa apple</p> 	<p>Bb bear</p> 	<p>Cc cow</p> 
<p>Dd duck</p> 	<p>Ee egg</p> 	<p>Ff fish</p> 
<p>Gg goat</p> 	<p>Hh hat</p> 	<p>Ii ink</p> 
<p>Jj jet</p> 	<p>Kk kiwi</p> 	<p>Ll lion</p> 
<p>Mm monkey</p> 	<p>Nn nest</p> 	<p>Oo octopus</p> 
<p>Pp parrot</p> 	<p>Qq quilt</p> 	<p>Rr rabbit</p> 



3 Unscramble the letters and write the words.

rbea

b e a r

dkcu

d u c k

otag

g o a t

iwki

k i w i

ykemno

m o n k e y

rtapro

p a r r o t

itrbab

r a b b i t

greti

t i g e r

lubrleam

u m b r e l l a

bazre

z e b r a

Handwriting Practice: Phonics Key Words

① Read and say.

② Trace and copy.



apple apple apple



bear bear



cow cow



duck duck



egg egg



fish fish



goat **goat**



hat **hat**



ink **ink**



jet **jet**



kiwi **kiwi**



lion **lion**



monkey **monkey**



nest nest



octopus octopus




parrot parrot



quilt quilt



rabbit rabbit



sun sun



tiger tiger



umbrella

umbrella

vase

vase

wolf

wolf

fox

fox

yard

yard

zebra

zebra

Words with a e i o u

1 Listen and write the letter *a*, *e*, *i*, *o*, or *u*. Then match with the pictures.

18

1. art
2. orange
3. elephant
4. ink
5. umbrella
6. apricot
7. under
8. eighteen

2 Listen, point, and say. Then draw a line to the right picture.

We call it 'a', but say **apple**.

We call it 'a', so we say **apron**.

We call it 'e', but we say **elephant**.

We call it 'e', so we say **eleven**.

We call it 'i', but we say **ink**.

We call it 'i', so we say **ice cream**.

We call it 'o', but we say **orange**.

We call it 'o', so we say **open**.

We call it 'u', but we say **umbrella**.

We call it 'u', so we say **uniform**.

We call them sounds and letters!

11

Words with a_e, i_e Long Vowels and Clever _e

1 Listen, point, and say.

CD2 46



2 Look at the picture and circle the right word. Then listen and check.

CD2 47

- | | | | | | | |
|----|---|------|--|--------------------------------------|---------------------------------------|-------------------------------------|
| 1. |  | snak | <input checked="" type="radio"/> snake | sack | shake | <input checked="" type="checkbox"/> |
| 2. |  | Kate | <input checked="" type="radio"/> cake | cate | kake | <input type="checkbox"/> |
| 3. |  | hate | take | <input checked="" type="radio"/> hat | het | <input type="checkbox"/> |
| 4. |  | tap | <input checked="" type="radio"/> tape | pat | pate | <input type="checkbox"/> |
| 5. |  | site | cite | <input checked="" type="radio"/> sit | tis | <input type="checkbox"/> |
| 6. |  | nil | Nile | Lyn | <input checked="" type="radio"/> line | <input type="checkbox"/> |

Picture Dictionary



big p32



blouse p16



a cap p16



clap p6



cold p8



crab p34



doing karate p24



doing my homework p24



a dress p17



eating snacks p24



fall p31



glasses p17



gorilla p34



grass p34



hot p8



hungry p8



an iron p10



lock p6



long p32



mountains p30



noisy p32



a photo p20



a pine p10



a plate p18



playing computer games p24



playing football p24



quiet p32



sandals p17



scared p8



shake p28



a shirt p17



short p32



show p28




a skirt p16



sleepy p8



small p32



a snake p28



snow p28



speaking p20



spring p31



strong p32



summer p31



a tap p10



a tape p10



thirsty p8



watching TV p24



weak p32



winter p31

Word List

apron	10	gorilla	34	second	5
bag	35	grass	34	seventh	7
bat	28	gray	33	shake	28
beautiful	28	green	14	shirt	17
big	32	hands	6	shoes	16
blouse	16	hat	16	short	32
blue	15	hills	30	show	28
brown	14	hot	8	sixth	7
the campfire	30	hungry	8	skirt	16
cap	16	ink	10	the sky	30
cape	10	iron	10	sleepy	8
cats	30	jacket	16	small	32
clap	6	jeans	16	snake	28
clock	6	jumping	38	snow	28
chest	6	laughing	38	sour	40
cold	8	Let's do it again.	2	speaking	20
crab	34	Let's play a game.	2	spring	31
cycling	38	lock	6	stars	30
daffodils	30	long	32	strong	32
doing karate	24	Make pairs.	2	summer	31
doing my homework	24	mountains	30	sunglasses	16
dress	17	ninth	7	sweater	16
drink	26	noisy	32	sweet	40
eating snacks	24	One more time.	2	tasty	40
eighth	7	orange	14	tap	10
fall	31	phone	20	tape	10
fifth	5	photo	20	tenth	7
fingers	6	pin	10	third	5
first	5	pine	10	thirsty	8
flower	29	plate	18	T-shirt	16
foot	6	playing computer games	24	tree	26
fourth	5	playing football	24	ugly	28
glass	34	Please listen to me.	2	watching TV	24
glasses	17	quiet	32	Watch me.	2
Good afternoon!	37	ring	24	weak	32
Good evening!	37	rolling hills	30	wearing	14
Good idea!	2	salty	40	What's the matter?	8
Good job!	2	sandals	17	wing	24
Good morning!	37	scared	8	winter	31
Goodnight!	37			You were great!	2